



D-LINE® carbon steel flanges have a yellow paint coating that improves their behavior against corrosive environments. D-LINE® stainless steel flanges are dual material which have a better performance in high stresses environments. Flanges are commonly used in petrochemical industries, pipe engineering, public services, and water works.

D-LINE® has the capacity to store and meet the market requirements with flanges including slip-on, welding neck, blind, threaded, socket weld, and lap joint types, from class 150 up to 2500, and they are manufactured as established by the ANSI / ASME B16.5 & ANSI / ASME B16.47 standards, and to resist sour services per NACE MR-0175.

APPLICATIONS

D-LINE® Flanges serve multi-national end users in a wide range of applications in many industries including:

- Water treatment
- Mining
- Chemical & petrochemical
- Ship building industries
- Public services
- Pipe engineering
- Fire protection
- General industries
- Food industries

DESIGN FEATURES

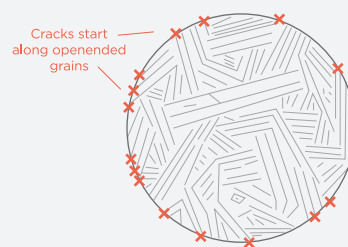
- Carbon steel: A-105N
- Stainless steel: 304/304L & 316/316L
- Anticorrosive paint
- Normalized forged steel heat treatment
- ANSI Class 150 up to 2500
- Dimensions to per ANSI/ASME B16.5 (1/2" - 24")
- Dimensions to per BS 3293 (26" - 48")
- RF, RTJ & FF Available
- Sour gas service to per NACE MR-0175

FORGED STEEL ADVANTAGES

Forged steel offers a great advantage against casting or plating:

- Saving machining hours
- Better metallic yield
- Improving the grain structure
- Directional flow that enables the improvement of impact and mechanical resistance properties.

CAST
[Random Grains]



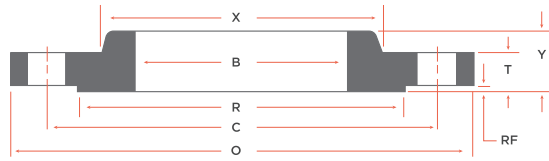
FORGED
[Aligned Grains]



In accordance to ASME B16.5 and ASME B16.47, normalizing heat treatment must be done to all flanges above class 300 for A-105 material. All D-LINE® Flanges from class 150 up to 2500, are manufactured and normalized to increase the quality of our products making the flange to have a better strength and better performance in low temperatures services.

DIMENSIONS

ANSI/ASME B16.5 CLASS 150



FLANGES DIMENSIONS & WEIGHTS										
NOMINAL PIPE SIZE	OUTSIDE DIAMETER (O)	THICKNESS (T)	RAISED FACE DIAMETER (R)	LENGTH THRU HUB (Y)	HUB DIAMETER (X)	BORE (B)	NUMBER OF HOLES	DIAMETER OF HOLES	BOLT CIRCLE (C)	WEIGHT (KG)
1/2"	3.50	0.44	1.38	0.63	1.19	0.88	4.00	0.63	2.38	0.41
3/4"	3.88	0.50	1.69	0.63	1.50	1.09	4.00	0.63	2.75	0.58
1"	4.25	0.56	2.00	0.69	1.94	1.36	4.00	0.63	3.13	0.80
1-1/4"	4.63	0.63	2.50	0.81	2.31	1.70	4.00	0.63	3.50	1.07
1-1/2"	5.00	0.69	2.88	0.88	2.56	1.95	4.00	0.63	3.88	1.37
2"	6.00	0.75	3.63	1.00	3.06	2.44	4.00	0.75	4.75	2.21
2-1/2"	7.00	0.88	4.13	1.13	3.56	2.94	4.00	0.75	5.50	3.32
3"	7.50	0.94	5.00	1.19	4.25	3.57	4.00	0.75	6.00	3.83
3-1/2"	8.50	0.94	5.50	1.25	4.81	4.07	8.00	0.75	7.00	5.20
4"	9.00	0.94	6.19	1.31	5.31	4.57	8.00	0.75	7.50	5.40
5"	10.00	0.94	7.31	1.44	6.44	5.66	8.00	0.88	8.50	6.26
6"	11.00	1.00	8.50	1.56	7.56	6.72	8.00	0.88	9.50	7.50
8"	13.50	1.13	10.63	1.75	9.69	8.72	8.00	0.88	11.75	12.30
10"	16.00	1.19	12.75	1.94	12.00	10.88	12.00	1.00	14.25	17.10
12"	19.00	1.25	15.00	2.19	14.38	12.88	12.00	1.00	17.00	26.50
14"	21.00	1.38	16.25	2.25	15.75	14.14	12.00	1.13	18.75	34.50
16"	23.50	1.44	18.50	2.50	18.00	16.16	16.00	1.13	21.25	45.50
18"	25.00	1.56	21.00	2.69	19.88	18.18	16.00	1.25	22.75	48.50
20"	27.50	1.69	23.00	2.88	22.00	20.20	20.00	1.25	25.00	61.80
22"	29.50	1.81	25.25	3.13	24.00	22.25	20.00	1.38	27.25	75.00
24"	32.00	1.88	27.25	3.25	26.13	24.25	20.00	1.38	29.50	87.70

*ALL DIMENSIONS ARE EXPRESSED IN INCHES

*WEIGHT IS ESTIMATED

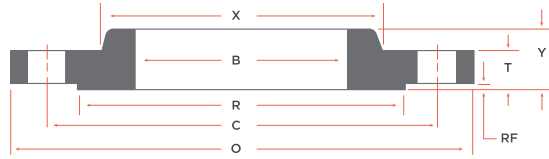
*THESE FLANGES WILL BE FURNISHED WITH A 1/16" RAISED FACE UNLESS OTHERWISE SPECIFIED



< Scan the QR CODE to see our available studs and gasket.

DIMENSIONS

BS 3293 CLASS 150



FLANGES DIMENSIONS & WEIGHTS										
NOMINAL PIPE SIZE	OUTSIDE DIAMETER (O)	THICKNESS (T)	RAISED FACE DIAMETER (R)	LENGTH THRU HUB (Y)	HUB DIAMETER (X)	BORE (B)	NUMBER OF HOLES	DIAMETER OF HOLES	BOLT CIRCLE (C)	WEIGHT (KG)
26"	34.25	2.00	29.25	3.38	28.50	26.25	24.00	1.38	31.75	106.00
28"	36.50	2.06	31.25	3.44	30.75	28.25	28.00	1.38	34.00	125.00
30"	38.75	2.13	33.75	3.50	32.75	30.25	28.00	1.38	36.00	140.00
32"	41.75	2.25	35.75	3.63	35.00	32.25	28.00	1.63	38.50	168.00
34"	43.75	2.31	37.75	3.69	37.00	34.25	32.00	1.63	40.50	179.00
36"	46.00	2.38	40.25	3.75	39.25	36.25	32.00	1.63	42.75	205.00
38"	48.75	2.38	42.25	3.75	41.75	38.25	32.00	1.63	45.25	230.00
40"	50.75	2.50	44.25	3.88	43.75	40.25	36.00	1.63	47.25	270.00
42"	53.00	2.63	47.00	4.00	46.00	42.25	36.00	1.63	49.50	310.00
44"	55.25	2.63	49.00	4.00	48.00	44.25	40.00	1.63	51.75	340.00
46"	57.25	2.69	51.00	4.06	50.00	46.25	40.00	1.63	53.75	375.00
48"	59.50	2.75	53.50	4.13	52.25	48.25	44.00	1.63	56.00	426.00

*ALL DIMENSIONS ARE EXPRESSED IN INCHES

*WEIGHT IS ESTIMATED

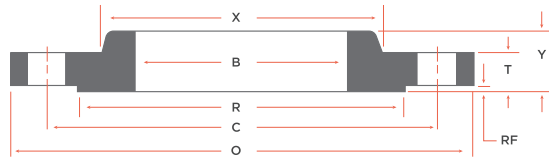
*THESE FLANGES WILL BE FURNISHED WITH A 1/16" RAISED FACE UNLESS OTHERWISE SPECIFIED



< Scan the QR CODE to see our available studs and gasket.

DIMENSIONS

ANSI/ASME B16.5 CLASS 300



FLANGES DIMENSIONS & WEIGHTS										
NOMINAL PIPE SIZE	OUTSIDE DIAMETER (O)	THICKNESS (T)	RAISED FACE DIAMETER (R)	LENGTH THRU HUB (Y)	HUB DIAMETER (X)	BORE (B)	NUMBER OF HOLES	DIAMETER OF HOLES	BOLT CIRCLE (C)	WEIGHT (KG)
1/2"	3.75	0.56	1.38	0.88	1.50	0.88	4.00	0.63	2.63	0.63
3/4"	4.63	0.63	1.69	1.00	1.88	1.09	4.00	0.75	3.25	1.16
1"	4.88	0.69	2.00	1.06	2.13	1.36	4.00	0.75	3.50	1.37
1-1/4"	5.25	0.75	2.50	1.06	2.50	1.70	4.00	0.75	3.88	1.75
1-1/2"	6.13	0.81	2.88	1.19	2.75	1.95	4.00	0.88	4.50	2.47
2"	6.50	0.88	3.63	1.31	3.31	2.44	8.00	0.75	5.00	2.90
2-1/2"	7.50	1.00	4.13	1.50	3.94	2.94	8.00	0.88	5.88	4.17
3"	8.25	1.13	5.00	1.69	4.63	3.57	8.00	0.88	6.63	5.92
3-1/2"	9.00	1.19	5.50	1.75	5.25	4.07	8.00	0.88	7.25	8.00
4"	10.00	1.25	6.19	1.88	5.75	4.57	8.00	0.88	7.88	9.73
5"	11.00	1.38	7.31	2.00	7.00	5.66	8.00	0.88	9.25	12.10
6"	12.50	1.44	8.50	2.06	8.13	6.72	12.00	0.88	10.63	16.00
8"	15.00	1.63	10.63	2.44	10.25	8.72	12.00	1.00	13.00	23.90
10"	17.50	1.88	12.75	2.62	12.63	10.88	16.00	1.13	15.25	34.00
12"	20.50	2.00	15.00	2.88	14.75	12.88	16.00	1.25	17.75	49.10
14"	23.00	2.13	16.25	3.00	16.75	14.14	20.00	1.25	20.25	69.10
16"	25.50	2.25	18.50	3.25	19.00	16.16	20.00	1.38	22.50	88.90
18"	28.00	2.38	21.00	3.50	21.00	18.18	24.00	1.38	24.75	107.20
20"	30.50	2.50	23.00	3.75	23.13	20.20	24.00	1.38	27.00	132.90
22"	33.00	2.63	25.25	4.00	25.25	22.22	24.00	1.63	29.25	158.30
24"	36.00	2.75	27.25	4.19	27.63	24.25	24.00	1.63	32.00	198.70

*ALL DIMENSIONS ARE EXPRESSED IN INCHES

*WEIGHT IS ESTIMATED

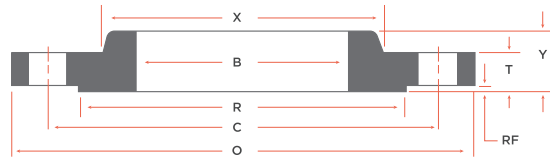
*THESE FLANGES WILL BE FURNISHED WITH A 1/16" RAISED FACE UNLESS OTHERWISE SPECIFIED



< Scan the QR CODE to see our available studs and gasket.

DIMENSIONS

BS 3293 CLASS 300



FLANGES DIMENSIONS & WEIGHTS										
NOMINAL PIPE SIZE	OUTSIDE DIAMETER (O)	THICKNESS (T)	RAISED FACE DIAMETER (R)	LENGTH THRU HUB (Y)	HUB DIAMETER (X)	BORE (B)	NUMBER OF HOLES	DIAMETER OF HOLES	BOLT CIRCLE (C)	WEIGHT (KG)
26"	38.25	3.13	29.50	7.25	28.37	26.25	28.00	1.75	34.50	255.00
28"	40.75	3.37	31.50	7.75	30.50	28.25	28.00	1.75	37.00	321.00
30"	43.00	3.63	33.75	8.25	32.50	30.25	28.00	1.88	39.25	362.00
32"	45.25	3.87	36.00	8.75	34.69	32.25	28.00	2.00	41.50	398.00
34"	47.50	4.00	38.00	9.13	36.87	34.25	28.00	2.00	43.50	480.00
36"	50.00	4.13	40.25	9.50	39.00	36.25	32.00	2.13	46.00	540.00

*ALL DIMENSIONS ARE EXPRESSED IN INCHES

*WEIGHT IS ESTIMATED

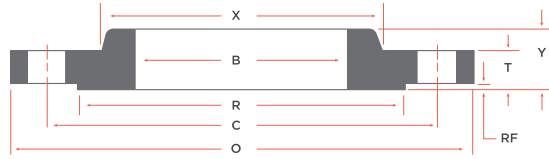
*THESE FLANGES WILL BE FURNISHED WITH A 1/16" RAISED FACE UNLESS OTHERWISE SPECIFIED



< Scan the QR CODE to see our available studs and gasket.

DIMENSIONS

ANSI/ASME B16.5 CLASS 600



FLANGES DIMENSIONS & WEIGHTS										
NOMINAL PIPE SIZE	OUTSIDE DIAMETER (O)	THICKNESS (T)	RAISED FACE DIAMETER (R)	LENGTH THRU HUB (Y)	HUB DIAMETER (X)	BORE (B)	NUMBER OF HOLES	DIAMETER OF HOLES	BOLT CIRCLE (C)	WEIGHT (KG)
1/2"	3.75	0.81	1.38	1.13	1.50	0.88	4.00	0.63	2.63	0.75
3/4"	4.63	0.88	1.69	1.25	1.88	1.09	4.00	0.75	3.25	1.35
1"	4.88	0.94	2.00	1.31	2.13	1.36	4.00	0.75	3.50	1.58
1-1/4"	5.25	1.06	2.50	1.38	2.50	1.70	4.00	0.75	3.88	2.15
1-1/2"	6.13	1.13	2.88	1.50	2.75	1.95	4.00	0.88	4.50	2.99
2"	6.50	1.25	3.63	1.69	3.31	2.44	8.00	0.75	5.00	3.71
2-1/2"	7.50	1.38	4.13	1.88	3.94	2.94	8.00	0.88	5.88	5.20
3"	8.25	1.50	5.00	2.06	4.63	3.57	8.00	0.88	6.63	7.13
3-1/2"	9.00	1.63	5.50	2.19	5.25	4.07	8.00	1.00	7.25	9.45
4"	10.75	1.75	6.19	2.38	6.00	4.57	8.00	1.00	8.50	14.90
5"	13.00	2.00	7.31	2.63	7.44	5.66	8.00	1.13	10.50	24.60
6"	14.00	2.13	8.50	2.88	8.75	6.72	12.00	1.13	11.50	28.70
8"	16.50	2.44	10.63	3.25	10.75	8.72	12.00	1.25	13.75	43.50
10"	20.00	2.75	12.75	3.63	13.50	10.88	16.00	1.38	17.00	70.90
12"	22.00	2.88	15.00	3.88	15.75	12.88	20.00	1.38	19.25	84.50
14"	23.75	3.00	16.25	3.94	17.00	14.14	20.00	1.50	20.75	99.30
16"	27.00	3.25	18.50	4.44	19.50	16.16	20.00	1.63	23.75	141.00
18"	29.25	3.50	21.00	4.88	21.50	18.18	20.00	1.75	25.75	174.80
20"	32.00	3.75	23.00	5.25	24.00	20.20	24.00	1.75	28.50	221.80
22"	34.25	4.00	25.25	5.50	26.25	22.22	24.00	1.88	30.63	255.00
24"	37.00	4.25	27.25	5.75	28.25	24.25	24.00	2.00	33.00	313.30

*ALL DIMENSIONS ARE EXPRESSED IN INCHES

*WEIGHT IS ESTIMATED

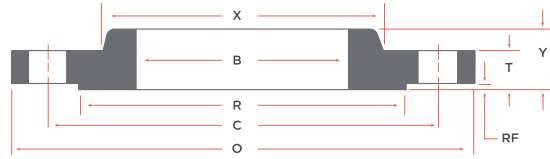
*THESE FLANGES WILL BE FURNISHED WITH A 1/4" RAISED FACE UNLESS OTHERWISE SPECIFIED



< Scan the QR CODE to see our available studs and gasket.

DIMENSIONS

BS 3293 CLASS 600



FLANGES DIMENSIONS & WEIGHTS										
NOMINAL PIPE SIZE	OUTSIDE DIAMETER (O)	THICKNESS (T)	RAISED FACE DIAMETER (R)	LENGTH THRU HUB (Y)	HUB DIAMETER (X)	BORE (B)	NUMBER OF HOLES	DIAMETER OF HOLES	BOLT CIRCLE (C)	WEIGHT (KG)
26"	40.00	4.50	29.50	9.00	29.44	26.25	28.00	2.00	36.00	425.00
28"	42.25	4.62	31.50	9.50	31.63	28.25	28.00	2.13	38.00	470.00
30"	44.50	4.75	33.75	10.00	33.94	30.25	28.00	2.13	40.25	533.00
32"	47.00	4.88	36.00	10.50	36.13	32.25	28.00	2.38	42.50	624.00
34"	49.00	5.00	38.00	10.88	38.31	34.25	28.00	2.38	44.50	681.00
36"	51.75	5.12	40.25	11.38	40.63	36.25	28.00	2.63	47.00	726.00

*ALL DIMENSIONS ARE EXPRESSED IN INCHES

*WEIGHT IS ESTIMATED

*THESE FLANGES WILL BE FURNISHED WITH A 1/4" RAISED FACE UNLESS OTHERWISE SPECIFIED



< Scan the QR CODE to see our available studs and gasket.

DIMENSIONS

ANSI/ASME B16.5 CLASS 900



FLANGES DIMENSIONS & WEIGHTS												
NOMINAL PIPE SIZE	OUTSIDE DIAMETER (O)	THICKNESS (T)	RAISED FACE DIAMETER RF (R)	RAISED FACE DIAMETER RTJ (W)	GROOVED DIAMETER RTJ (F)	LENGTH THRU HUB (Y)	HUB DIAMETER (X)	BORE (B)	NUMBER OF HOLES	DIAMETER OF HOLES	BOLT CIRCLE (C)	WEIGHT (KG)
1/2"	4.75	1.13	1.38	2.38	1.56	1.50	1.50	0.88	4.00	0.88	3.25	1.75
3/4"	5.13	1.25	1.69	2.63	1.75	1.63	1.75	1.09	4.00	0.88	3.50	2.35
1"	5.88	1.38	2.00	2.81	2.00	1.88	2.06	1.36	4.00	1.00	4.00	3.50
1-1/4"	6.25	1.38	2.50	3.19	2.38	1.88	2.50	1.70	4.00	1.00	4.38	4.01
1-1/2"	7.00	1.50	2.88	3.63	2.69	2.00	2.75	1.95	4.00	1.13	4.88	5.52
2"	8.50	1.75	3.63	4.88	3.75	2.50	4.13	2.44	8.00	1.00	6.50	9.81
2-1/2"	9.63	1.88	4.13	5.38	4.25	2.75	4.88	2.94	8.00	1.13	7.50	13.50
3"	9.50	1.75	5.00	6.13	4.88	2.38	5.00	3.57	8.00	1.00	7.50	11.50
4"	11.50	2.00	6.19	7.13	5.88	3.00	6.25	4.57	8.00	1.25	9.25	19.40
5"	13.75	2.25	7.31	8.50	7.13	3.38	7.50	5.66	8.00	1.38	11.00	32.40
6"	15.00	2.44	8.50	9.50	8.31	3.63	9.25	6.72	12.00	1.25	12.50	41.00
8"	18.50	2.75	10.63	12.13	10.63	4.25	11.75	8.72	12.00	1.50	15.50	70.60
10"	21.50	3.00	12.75	14.25	12.75	4.50	14.50	10.88	16.00	1.50	18.50	99.70
12"	24.00	3.38	15.00	16.50	15.00	4.88	16.50	12.88	20.00	1.50	21.00	132.30
14"	25.25	3.63	16.25	18.38	16.50	5.38	17.75	14.14	20.00	1.63	22.00	151.80
16"	27.75	3.75	18.50	20.63	18.50	5.50	20.00	16.16	20.00	1.75	24.25	184.10
18"	31.00	4.25	21.00	23.38	21.00	6.25	22.25	18.18	20.00	2.00	27.00	256.10
20"	33.75	4.50	23.00	25.50	23.00	6.50	24.50	20.20	20.00	2.13	29.50	333.20
24"	41.00	5.75	27.25	30.38	27.25	8.25	29.50	24.25	20.00	2.63	35.50	600.00

*ALL DIMENSIONS ARE EXPRESSED IN INCHES

*WEIGHT IS ESTIMATED

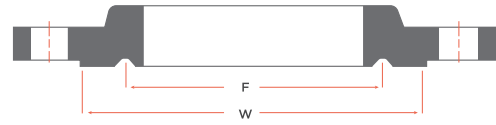
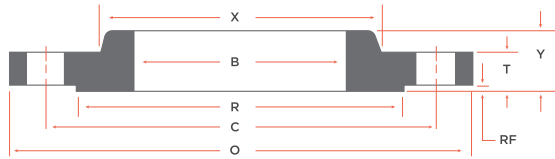
*THESE FLANGES WILL BE FURNISHED WITH A 1/4" RAISED FACE UNLESS OTHERWISE SPECIFIED



< Scan the QR CODE to see our available studs and gasket.

DIMENSIONS

ANSI/ASME B16.5 CLASS 1500



FLANGES DIMENSIONS & WEIGHTS												
NOMINAL PIPE SIZE	OUTSIDE DIAMETER (O)	THICKNESS (T)	RAISED FACE DIAMETER RF (R)	RAISED FACE DIAMETER RTJ (W)	GROOVED DIAMETER RTJ (F)	LENGTH THRU HUB (Y)	HUB DIAMETER (X)	BORE (B)	NUMBER OF HOLES	DIAMETER OF HOLES	BOLT CIRCLE (C)	WEIGHT (KG)
1/2"	4.75	1.13	1.38	2.38	1.56	1.50	1.50	0.88	4.00	0.88	3.25	1.75
3/4"	5.13	1.25	1.69	2.63	1.75	1.63	1.75	1.09	4.00	0.88	3.50	2.35
1"	5.88	1.38	2.00	2.81	2.00	1.88	2.06	1.36	4.00	1.00	4.00	3.50
1-1/4"	6.25	1.38	2.50	3.19	2.38	1.88	2.50	1.70	4.00	1.00	4.38	4.01
1-1/2"	7.00	1.50	2.88	3.63	2.69	2.00	2.75	1.95	4.00	1.13	4.88	5.52
2"	8.50	1.75	3.63	4.88	3.75	2.50	4.13	2.44	8.00	1.00	6.50	9.81
2-1/2"	9.63	1.88	4.13	5.38	4.25	2.75	4.88	2.94	8.00	1.13	7.50	13.50
3"	10.50	2.13	5.00	6.63	5.38	3.13	5.25	3.57	8.00	1.25	8.00	21.80
4"	12.25	2.38	6.19	7.63	6.38	3.81	6.38	4.57	8.00	1.38	9.50	33.10
5"	14.75	3.13	7.31	9.00	7.63	4.38	7.75	5.66	8.00	1.63	11.50	59.00
6"	15.50	3.50	8.50	9.75	8.31	4.94	9.00	6.72	12.00	1.50	12.50	74.90
8"	19.00	3.88	10.63	12.50	10.63	5.88	11.50	8.72	12.00	1.75	15.50	118.00
10"	23.00	4.50	12.75	14.63	12.75	6.50	14.50	10.88	12.00	2.00	19.00	197.50
12"	26.50	5.13	15.00	17.25	15.00	7.38	17.75	12.88	16.00	2.13	22.50	263.30

*ALL DIMENSIONS ARE EXPRESSED IN INCHES

*WEIGHT IS ESTIMATED

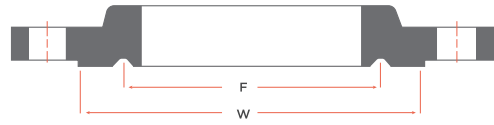
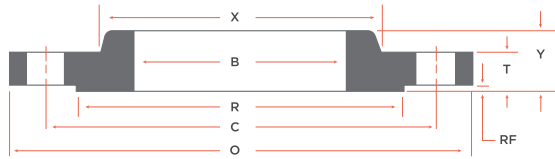
*THESE FLANGES WILL BE FURNISHED WITH A 1/4" RAISED FACE UNLESS OTHERWISE SPECIFIED



< Scan the QR CODE to see our available studs and gasket.

DIMENSIONS

ANSI/ASME B16.5 CLASS 2500



FLANGES DIMENSIONS & WEIGHTS												
NOMINAL PIPE SIZE	OUTSIDE DIAMETER (O)	THICKNESS (T)	RAISED FACE DIAMETER RF (R)	RAISED FACE DIAMETER RTJ (W)	GROOVED DIAMETER RTJ (F)	LENGTH THRU HUB (Y)	HUB DIAMETER (X)	BORE (B)	NUMBER OF HOLES	DIAMETER OF HOLES	BOLT CIRCLE (C)	WEIGHT (KG)
1/2"	5.25	1.44	1.38	2.56	1.69	1.81	1.69	0.88	4.00	0.88	3.50	3.20
3/4"	5.50	1.50	1.69	2.88	2.00	1.94	2.00	1.09	4.00	0.88	3.75	4.08
1"	6.25	1.63	2.00	3.25	2.38	2.13	2.25	1.36	4.00	1.00	4.25	5.44
1-1/4"	7.25	1.75	2.50	4.00	2.85	2.31	2.88	1.70	4.00	1.13	5.13	8.16
1-1/2"	8.00	2.00	2.88	4.50	3.25	2.63	3.13	1.95	4.00	1.25	5.75	11.00
2"	9.25	2.25	3.63	5.25	4.00	3.00	3.75	2.44	8.00	1.13	6.75	17.25
2-1/2"	10.50	2.50	4.13	5.88	4.38	3.38	4.50	2.94	8.00	1.25	7.75	25.00
3"	12.00	2.88	5.00	6.63	5.00	3.88	5.25	3.57	8.00	1.38	9.00	37.70
4"	14.00	3.25	6.19	8.00	6.19	4.50	6.50	4.57	8.00	1.63	10.75	58.00
5"	16.50	3.88	7.31	9.50	7.50	5.38	8.00	5.66	8.00	1.88	12.75	95.30
6"	19.00	4.50	8.50	11.00	9.00	6.25	9.25	6.72	8.00	2.13	14.50	147.00
8"	21.75	5.25	10.63	13.38	11.00	7.25	12.00	8.72	12.00	2.13	17.25	220.00
10"	26.50	6.75	12.75	16.75	13.50	9.25	14.75	10.88	12.00	2.63	21.25	421.00
12"	30.00	7.50	15.00	19.50	16.00	10.25	17.38	12.88	12.00	2.88	24.38	590.00

*ALL DIMENSIONS ARE EXPRESSED IN INCHES

*WEIGHT IS ESTIMATED

*THESE FLANGES WILL BE FURNISHED WITH A 1/4" RAISED FACE UNLESS OTHERWISE SPECIFIED



< Scan the QR CODE to see our available studs and gasket.