



Valves made of cast have a great metallurgy manufacturing flexibility and strong variability and have been through the years the most cost-efficient way of manufacture for industrial valves in the global market. D-LINE® Globe Valves are fully designed to comply with the requirements of standards such as ASME B16.34, API standards and others.

## APPLICATIONS

D-LINE® Globe Valves serve multi-national end users in a wide range of applications in many industries including:

- Water treatment
- Food industries
- Mining
- Pharmaceutical
- Oil refinery industries
- Chemical & Petrochemical
- Ship building industries

## DESIGN FEATURES

- Globe type
- Face to face to per ANSI B16.10
- Flange dimensions to per ASME B16.5
- Shell wall thickness to per ASME B16.34
- Valve design to per API 623
- Epoxy painted
- Universal trim 8
- Metal seat

TEST SPECIFICATION			
TEST ACCORDANCE TO PER API 598			
CLASS	150	300	600
NOMINAL PRESSURE	285PSI	740PSI	1440PSI
SHELL TEST (WATER)	450PSI	1125PSI	2225PSI
SEAT TEST (WATER)	315PSI	815PSI	1630PSI
AIR TEST	80PSI	80PSI	80PSI

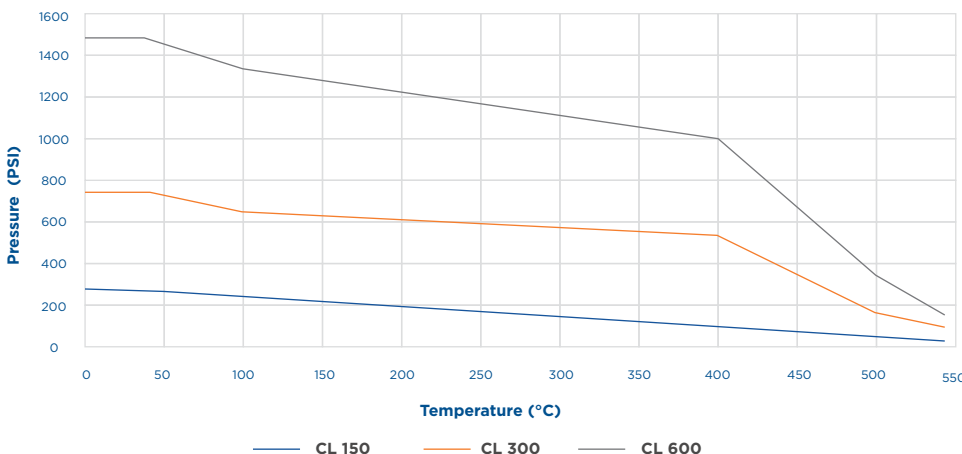
FEATURES	
SIZE	2" - 12"
CLASS	150/300/600
CONNECTION	FLANGED RF
TEMPERATURE	-29°C TO 538°C

MARKING BODY		
3118F	3318F	3618F
2	2	2
150	300	600
WCB	WCB	WCB

## PRESSURE - TEMPERATURE RATING

These are conservative guide for general service.

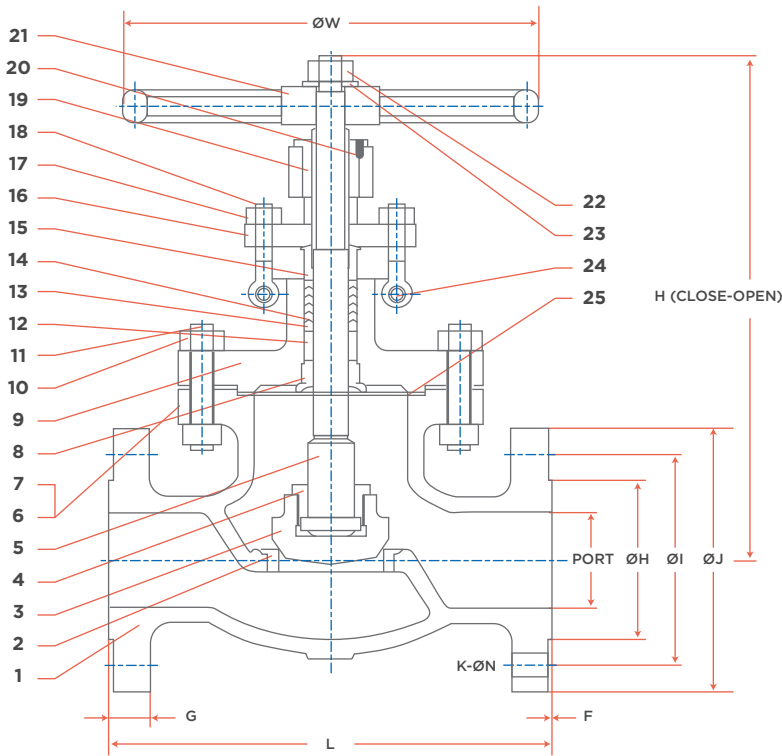
Previous experience in process or new development may permit applications above those shown.



Carbon Steel A-216 Gr. WCB  
ASME B16.34 Ratings  
Material Limits

# DIMENSIONS

## CLASS 150



VALVE MATERIAL LIST		
No.	DESCRIPTION	MATERIAL
1	BODY	ASTM A-216 Gr. WCB
2	SEAT RING	ASTM A-105 + STL#6
3	DISC	ASTM A-216 Gr. WCB + 13Cr
4	DISC NUT	ASTM A-276 Gr. 410
5	STEM	ASTM A-182 Gr. F6a
6	NAMEPLATE	SS304
7	RIVET	SS304
8	BACK SEAT RING	ASTM A-276 Gr. 410
9	BONNET	ASTM A-216 Gr. WCB
10	BONNET NUT	ASTM A-194 Gr. 2H
11	BONNET BOLT	ASTM A-193 Gr. B7
12	PACKING WASHER	ASTM A-276 Gr. 410
13	PACKING	GRAPHITE
14	PACKING	GRAPHITE
15	GLAND	ASTM A-276 Gr. 410
16	GLAND FLANGE	ASTM A-216 Gr. WCB
17	EYE NUT	ASTM A-194 Gr. 2H
18	EYE BOLT	ASTM A-193 Gr. B7
19	STEM NUT	ASTM A-216 Gr. D-2
20	SCREW	AISI 1035
21	HANDWHEEL	ASTM A-536 Gr. 65-45-12
22	LOCK NUT	ASTM A-194 Gr. 2H
23	WASHER	AISI 1035
24	PIN	AISI 1045
25	GASKET	SS304 + GRAPHITE

### VALVE DIMENSIONS & WEIGHTS

MODEL	SIZE	PORT	L	H (OPEN)	H (CLOSE)	ØW	ØJ	ØI	ØH	G	F	K	ØN	WEIGHT (KG)	TORQUE (LBS-INCH)	
3118F-09	2"	DN50	2.00	8.00	12.87	11.89	7.87	6.00	4.75	3.62	0.70	0.06	4.00	0.75	19.00	164.60
3118F-10	2 - 1/2"	DN65	2.50	8.50	14.02	12.87	9.84	7.00	5.50	4.12	0.88	0.06	4.00	0.75	27.50	252.20
3118F-11	3"	DN80	3.00	9.50	14.76	13.46	11.81	7.50	6.00	5.00	0.94	0.06	4.00	0.75	31.00	392.10
3118F-12	4"	DN100	4.00	11.50	17.99	16.50	11.81	9.00	7.50	6.18	0.94	0.06	8.00	0.75	48.50	688.60
3118F-13	5"	DN125	5.00	14.00	18.03	16.42	13.78	10.00	8.50	7.32	0.94	0.06	8.00	0.88	75.50	883.30
3118F-14	6"	DN150	6.00	16.00	19.65	17.56	15.75	11.00	9.50	8.50	1.00	0.06	8.00	0.88	90.00	1442.70
3118F-15	8"	DN200	8.00	19.50	22.56	20.12	17.72	13.50	11.75	10.62	1.12	0.06	8.00	0.87	141.00	2695.00
3118F-16	10"	DN250	10.00	24.50	25.91	22.87	21.65	16.00	14.25	12.75	1.19	0.06	12.00	1.00	279.00	4336.90
3118F-17	12"	DN300	12.00	27.50	32.69	28.65	24.00	19.00	17.00	15.00	1.25	0.06	12.00	1.00	396.00	6124.70

\*WEIGHT IS ESTIMATED

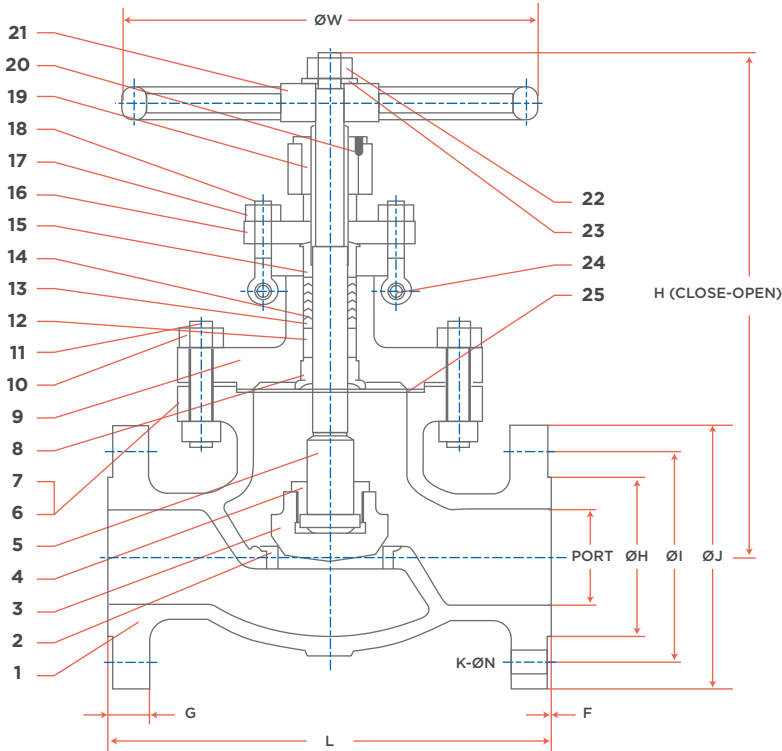
\*ALL DIMENSIONS ARE EXPRESSED IN INCHES



Scan the QR CODE to see our available studs and gasket.

# DIMENSIONS

## CLASS 300



### VALVE MATERIAL LIST

No.	DESCRIPTION	MATERIAL
1	BODY	ASTM A-216 Gr. WCB
2	SEAT RING	ASTM A-105 + STL#6
3	DISC	ASTM A-216 Gr. WCB + 13Cr
4	DISC NUT	ASTM A-276 Gr. 410
5	STEM	ASTM A-182 Gr. F6a
6	NAMEPLATE	SS304
7	RIVET	SS304
8	BACK SEAT RING	ASTM A-276 Gr. 410
9	BONNET	ASTM A-216 Gr. WCB
10	BONNET NUT	ASTM A-194 Gr. 2H
11	BONNET BOLT	ASTM A-193 Gr. B7
12	PACKING WASHER	ASTM A-276 Gr. 410
13	PACKING	GRAPHITE
14	PACKING	GRAPHITE
15	GLAND	ASTM A-276 Gr. 410
16	GLAND FLANGE	ASTM A-216 Gr. WCB
17	EYE NUT	ASTM A-194 Gr. 2H
18	EYE BOLT	ASTM A-193 Gr. B7
19	STEM NUT	ASTM A-216 Gr. D-2
20	SCREW	AISI 1035
21	HANDWHEEL	ASTM A-536 Gr. 65-45-12
22	LOCK NUT	ASTM A-194 Gr. 2H
23	WASHER	AISI 1035
24	PIN	AISI 1045
25	GASKET	SS304 + GRAPHITE

### VALVE DIMENSIONS & WEIGHTS

MODEL	SIZE	PORT	L	H (OPEN)	H (CLOSE)	ØW	ØJ	ØI	ØH	G	F	K	ØN	WEIGHT (KG)	TORQUE (LBS-INCH)	
3318F-09	2"	DN50	2.00	13.03	13.03	11.89	7.87	6.50	5.00	3.62	0.88	0.06	8.00	0.75	25.70	336.30
3318F-10	2 - 1/2"	DN65	2.50	14.33	14.33	12.87	9.84	7.50	5.88	4.12	1.00	0.06	8.00	0.88	37.00	663.80
3318F-11	3"	DN80	3.00	15.35	15.35	14.06	11.81	8.25	6.62	5.00	1.12	0.06	8.00	0.88	50.00	8141.30
3318F-12	4"	DN100	4.00	18.03	18.03	16.65	13.78	10.00	7.88	6.18	1.26	0.06	8.00	0.88	72.20	1557.70
3318F-13	5"	DN125	5.00	19.96	19.96	18.27	15.75	10.98	9.25	7.32	1.38	0.06	8.00	0.88	110.00	3221.70
3318F-14	6"	DN150	6.00	23.19	23.19	21.02	17.72	12.50	10.62	8.50	1.46	0.06	12.00	0.87	141.00	3451.80
3318F-15	8"	DN200	8.00	26.26	26.26	23.86	21.02	15.00	13.00	10.62	1.61	0.06	12.00	1.00	255.00	6788.50
3318F-16	10"	DN250	10.00	29.61	29.61	26.65	23.62	17.50	15.25	12.75	1.89	0.06	16.00	1.12	390.00	10435.00

\*WEIGHT IS ESTIMATED

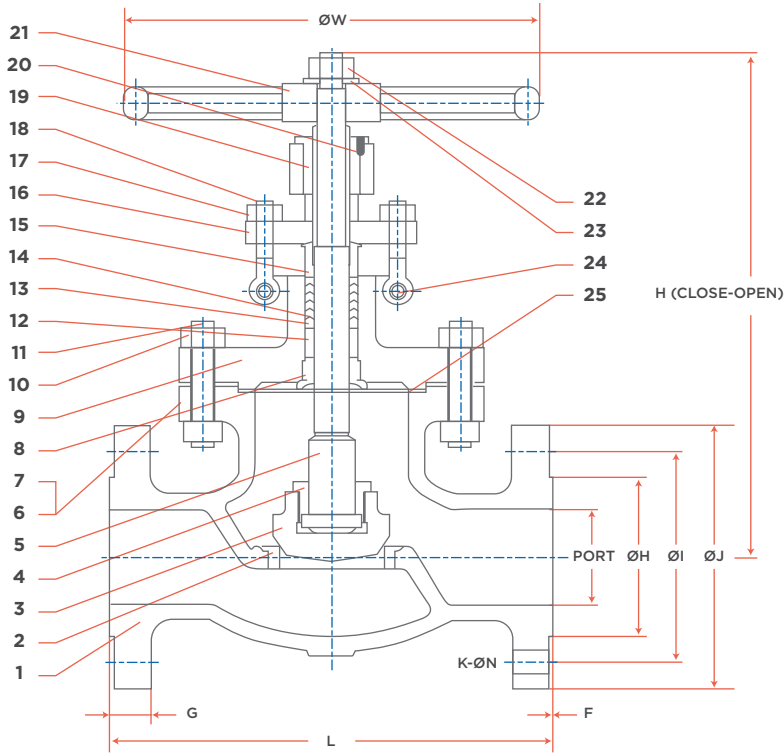
\*ALL DIMENSIONS ARE EXPRESSED IN INCHES



Scan the QR CODE to see our available studs and gasket.

# DIMENSIONS

## CLASS 600



VALVE MATERIAL LIST		
No.	DESCRIPTION	MATERIAL
1	BODY	ASTM A-216 Gr. WCB
2	SEAT RING	ASTM A-105 + STL#6
3	DISC	ASTM A-216 Gr. WCB + 13Cr
4	DISC NUT	ASTM A-276 Gr. 410
5	STEM	ASTM A-182 Gr. F6a
6	NAMEPLATE	SS304
7	RIVET	SS304
8	BACK SEAT RING	ASTM A-276 Gr. 410
9	BONNET	ASTM A-216 Gr. WCB
10	BONNET NUT	ASTM A-194 Gr. 2H
11	BONNET BOLT	ASTM A-193 Gr. B7
12	PACKING WASHER	ASTM A-276 Gr. 410
13	PACKING	GRAPHITE
14	PACKING	GRAPHITE
15	GLAND	ASTM A-276 Gr. 410
16	GLAND FLANGE	ASTM A-216 Gr. WCB
17	EYE NUT	ASTM A-194 Gr. 2H
18	EYE BOLT	ASTM A-193 Gr. B7
19	STEM NUT	ASTM A-216 Gr. D-2
20	SCREW	AISI 1035
21	HANDWHEEL	ASTM A-536 Gr. 65-45-12
22	LOCK NUT	ASTM A-194 Gr. 2H
23	WASHER	AISI 1035
24	PIN	AISI 1045
25	GASKET	SS304 + GRAPHITE

### VALVE DIMENSIONS & WEIGHTS

MODEL	SIZE	PORT	L	H (OPEN)	H (CLOSE)	ØW	ØJ	ØI	ØH	G	F	K	ØN	WEIGHT (KG)	TORQUE (LBS-INCH)	
3618F-09	2"	DN50	2.00	11.50	14.69	13.58	9.84	6.50	5.00	3.62	1.00	0.25	8.00	0.75	36.00	858.50
3618F-10	2 - 1/2"	DN65	2.50	13.00	17.64	16.38	11.81	7.50	5.87	4.13	1.14	0.25	8.00	0.88	47.00	1318.80
3618F-11	3"	DN80	3.00	14.00	18.39	17.20	13.78	8.25	6.62	5.00	1.25	0.25	8.00	0.88	63.00	2097.60
3618F-12	4"	DN100	4.00	17.00	21.69	20.31	17.72	10.75	8.50	6.19	1.50	0.25	8.00	1.00	110.50	4097.90
3618F-14	6"	DN150	6.00	22.00	27.87	25.75	23.62	14.00	11.50	8.50	1.89	0.25	12.00	1.12	260.00	10877.60
3618F-15	8"	DN200	8.00	26.00	31.61	29.09	27.56	16.50	13.75	10.63	2.20	0.25	12.00	1.25	455.00	13099.10

\*WEIGHT IS ESTIMATED

\*ALL DIMENSIONS ARE EXPRESSED IN INCHES



Scan the QR CODE to see our available studs and gasket.